

Desk copy
Do Not Remove

Mission Hills "Grand Slam" Grand Prix


Division: 5.0 Men's Doubles

Dates: 4/27 - 4/29, 2018

Hardcourt = █

Clay = █

Grass = █



Coachella Valley Grand Prix Tennis Four Team Round Robin



Division: CVGP at Mission Hills 5.0 Women's Doubles '18

ROUND ROBIN FORMAT (for each round): Play best 2 of 3 sets, Super Tie-break in lieu of 3rd Set

Winner determined as follows:

- 1) total matches won
- 2) head-to-head
- 3) percentage of games won (# of games won divided by # games lost)

FOR 4 TEAMS

ROUND	COURT # (check in)	Date/Time	
1	1 vs 2	Fri 4/27 12:00 PM SMR	Clay
1	3 vs 4	Fri 4/27 2:00 PM SMR	Clay
2	1 vs 3	Sat 4/28 9:30 AM MH	Grass
2	2 vs 4	Sat 4/28 9:30 AM MH	Grass
3	1 vs 4	Sun 4/29 9:30 AM MH	Hardcourt
3	2 vs 3	Sun 4/29 9:30 AM MH	Hardcourt

Results Tally:

(Tournament Desk Only)

Indicate match score (i.e. 6-4, 7-5) in the square by each teams name for EACH round played. At the end of ALL rounds, indicate under Total Matches Won the total number of matches each team won (i.e. 1 or 2). Indicate totals number of games each team won for all rounds combined (i.e. 25). Indicate total games each team lost for all rounds combined (i.e. 5) if necessary, calculate the final column (%). Shaded block denotes a "bye." Players to report scores at the end of each round played.

#	TEAM	Round 1	Round 2	Round 3	Total Matches Won	Games Won	Games Lost	%
1	Nguyen/Santos	W 6-2 6-0	W 6-2 6-1	W 6-2 6-0	3			
2	Duffy/Elliott	L 2-4 0-6	L 0-6 1-6	L 4-6 6-6	0			
3	Croitoru/Marrotte	L 6-1 1-6 8-10	L 2-6 1-6	W 6-4 6-0	1			
4	Ball/Pastorini	W 6-1 1-6 10-8	W 6-1 6-0	L 2-6 0-4	2			

1ST

2ND

Mission Hills "Grand Slam" Grand Prix

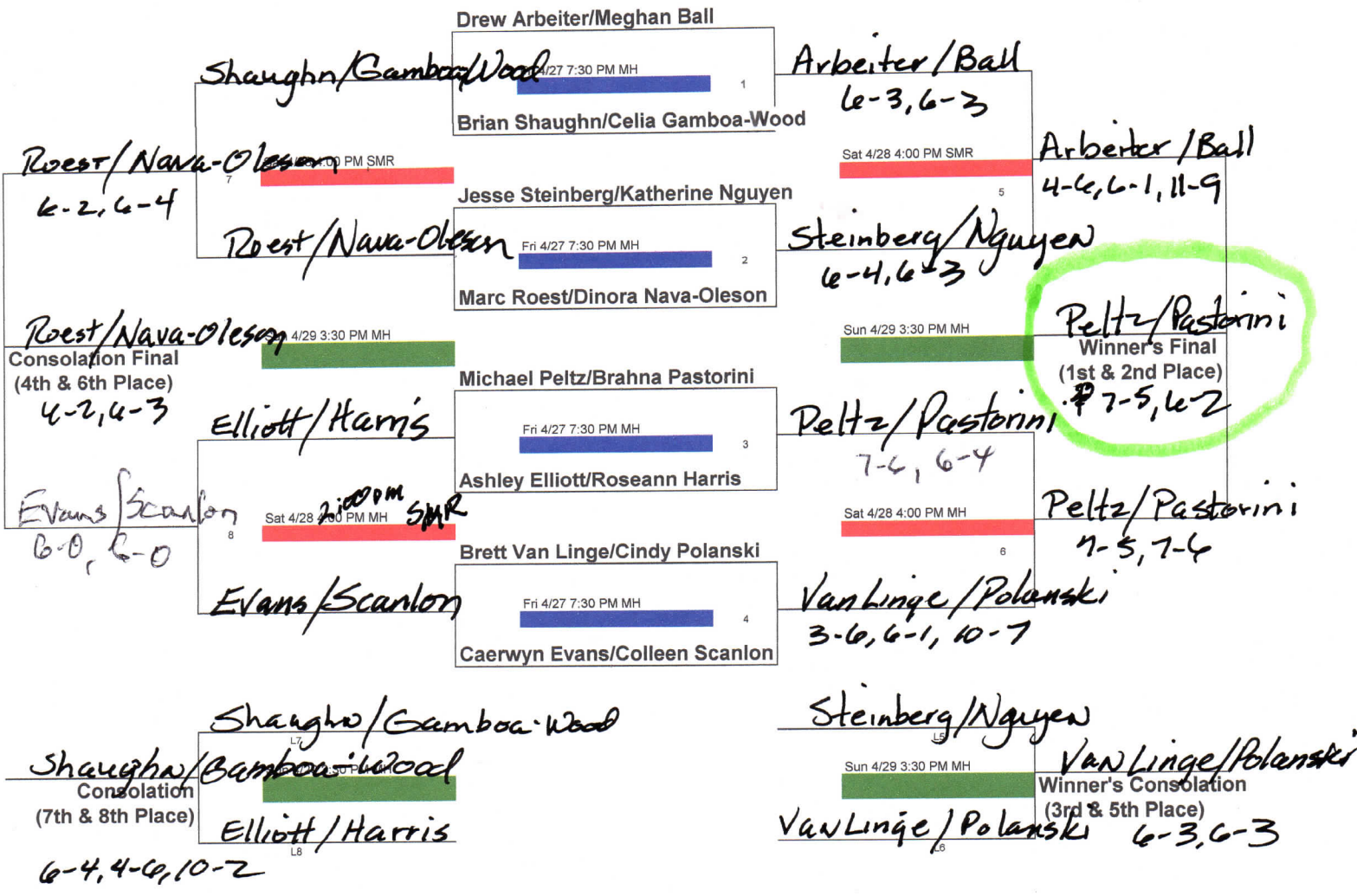
Division: 5.0 Mixed Doubles

Dates: 4/27 - 4/29, 2018

Hardcourt = █

Clay = █

Grass = █



Coachella Valley Grand Prix Tennis Four Team Round Robin

CVGP at Mission Hills 9.5 Combo Mixed Doubles '18

Division:

ROUND ROBIN FORMAT (for each round): Play best 2 of 3 sets, Super Tie-break in lieu of 3rd Set

Winner determined as follows:

- 1) total matches won
- 2) head-to-head
- 3) percentage of games won (# of games won divided by # games lost)

FOR 4 TEAMS

ROUND	COURT # (check in)	Date/Time	
1	1 vs 2	Fri 4/27 7:30 PM MH	Hardcourt
1	3 vs 4	Fri 4/27 7:30 PM MH	Hardcourt
2	1 vs 3	Sat 4/28 4:00 PM MH	Clay
2	2 vs 4	Sat 4/28 4:00 PM MH	Clay
3	1 vs 4	Sun 4/29 3:30 PM MH	Grass
3	2 vs 3	Sun 4/29 3:30 PM MH	Grass

Results Tally:

(Tournament Desk Only)

Indicate match score (i.e. 6-4, 7-5) in the square by each teams name for EACH round played. At the end of ALL rounds, indicate under Total Matches Won the total number of matches each team won (i.e. 1 or 2). Indicate totals number of games each team won for all rounds combined (i.e. 25). Indicate total games each team lost for all rounds combined (i.e. 5) if necessary, calculate the final column (%). Shaded block denotes a "bye." Players to report scores at the end of each round played.

#	TEAM	Round 1	Round 2	Round 3	Total Matches Won	Games Won	Games Lost	%
1	Welch/Marrotte	L 4-6 1-6	L 3-6 4-3 3-10	W 6-1 6-0	1			
2	Warner/McEachron	W 6-4 6-1	W 7-6 6-1	L 5-7 6-4 6-10	2			
3	McLeod/Lock	W 6-4 6-7 10-10	W 6-3 3-6 10-3	W 7-5 4-6 10-8	3			
4	Taylor/Croitoru	L 4-6 7-5 6-7	L 6-7 1-6	L 1-6 0-6	0			


2nd place
1st place





Mission Hills "Grand Slam" Grand Prix

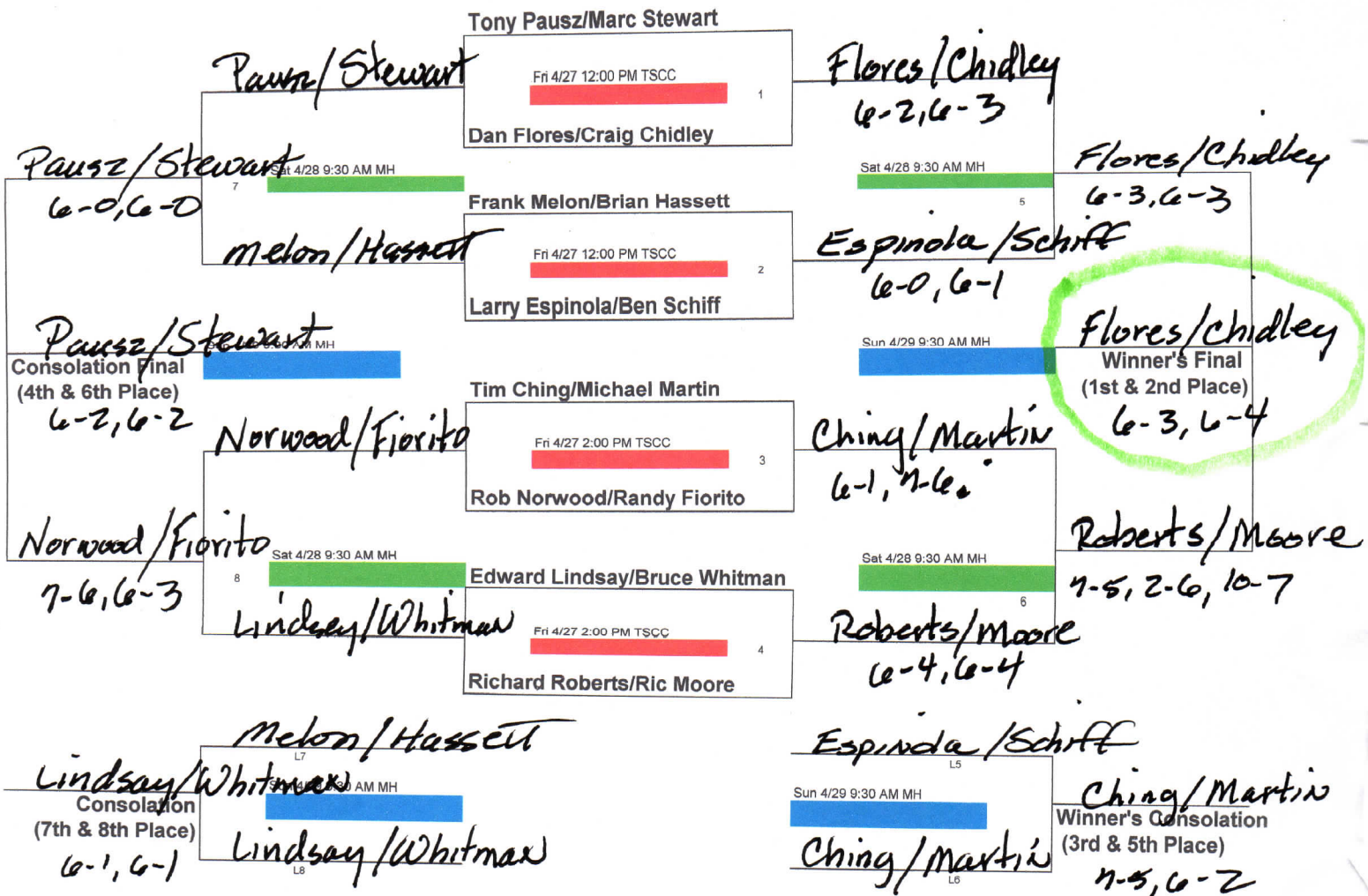
Division: 60+ Mens Doubles

Dates: 4/27 - 4/29, 2018

Hardcourt = 

Clay = 

Grass = 






Mission Hills "Grand Slam" Grand Prix

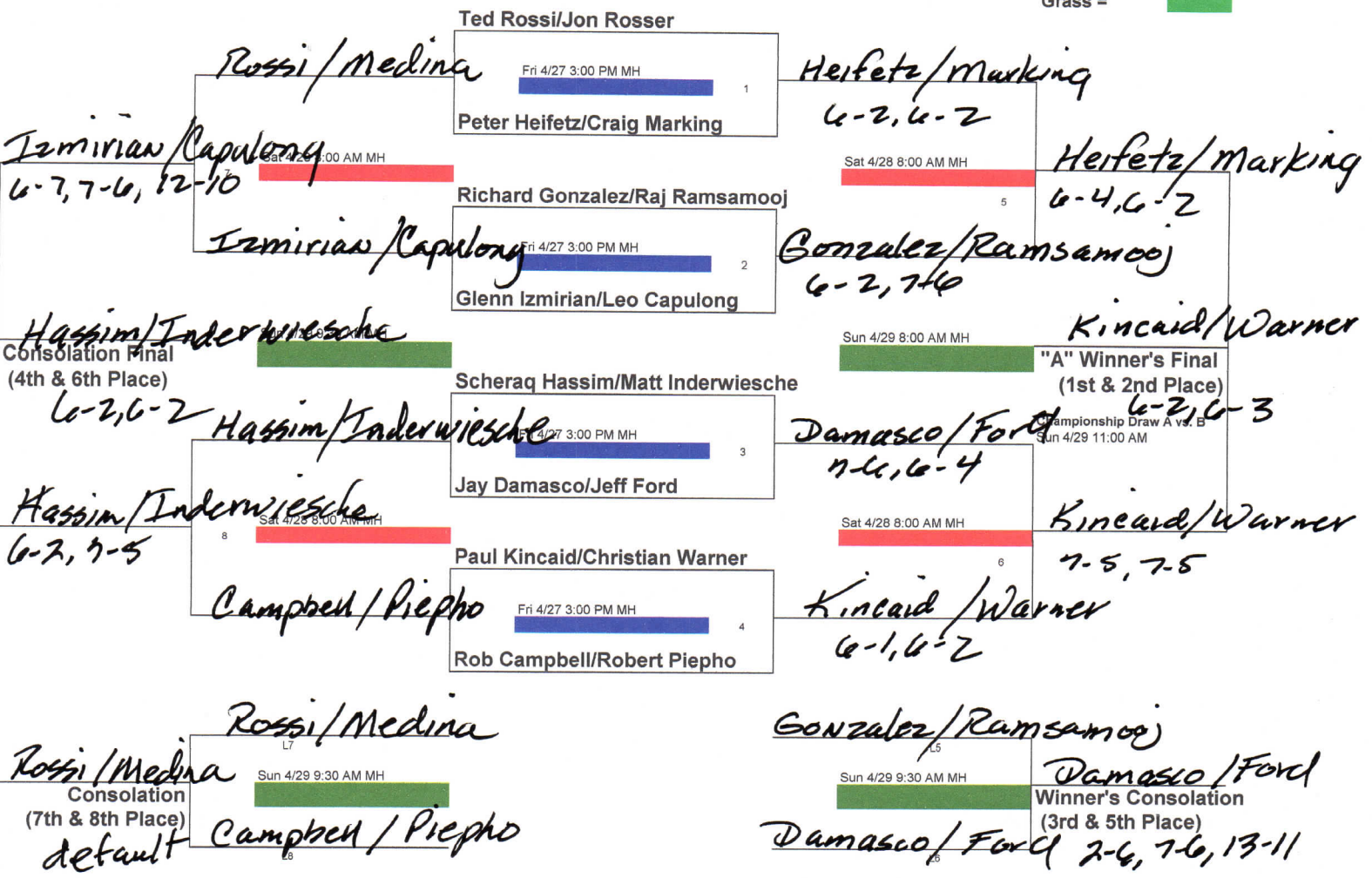
Division: 4.5 Men's Doubles (Flight A)

Dates: 4/27 - 4/29, 2018

Hardcourt = 

Clay = 

Grass = 




Championship
Kincaid/Warner def. Berlin/Smith
6-2, 6-3



Mission Hills "Grand Slam" Grand Prix


Division: 4.5 Men's Doubles (Flight B)

Dates: 4/27 - 4/29, 2018

Hardcourt = 

Clay = 

Grass = 



Mission Hills "Grand Slam" Grand Prix


Division: 4.5 Womens Doubles (Flight A)

Dates: 4/27 - 4/29, 2018

Hardcourt = 

Clay = 

Grass = 



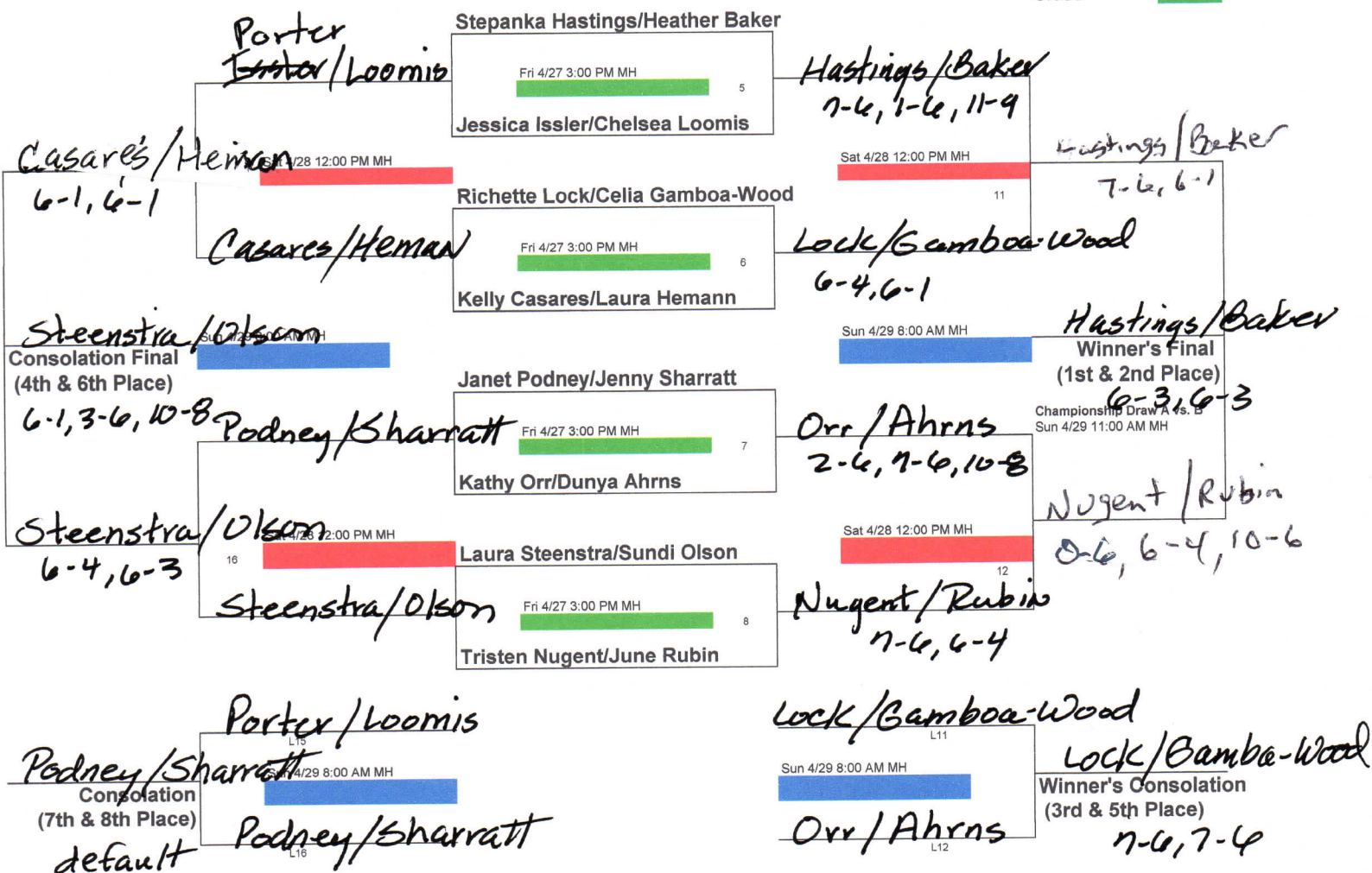
Championship
 murday/Bass def Hastings/Baker
 6-7, 5-7, 12-10

Mission Hills "Grand Slam" Grand Prix

Division: 4.5 Womens Doubles (Flight B)

Dates: 4/27 - 4/29, 2018


Hardcourt =
 Clay =
 Grass =



Mission Hills "Grand Slam" Grand Prix

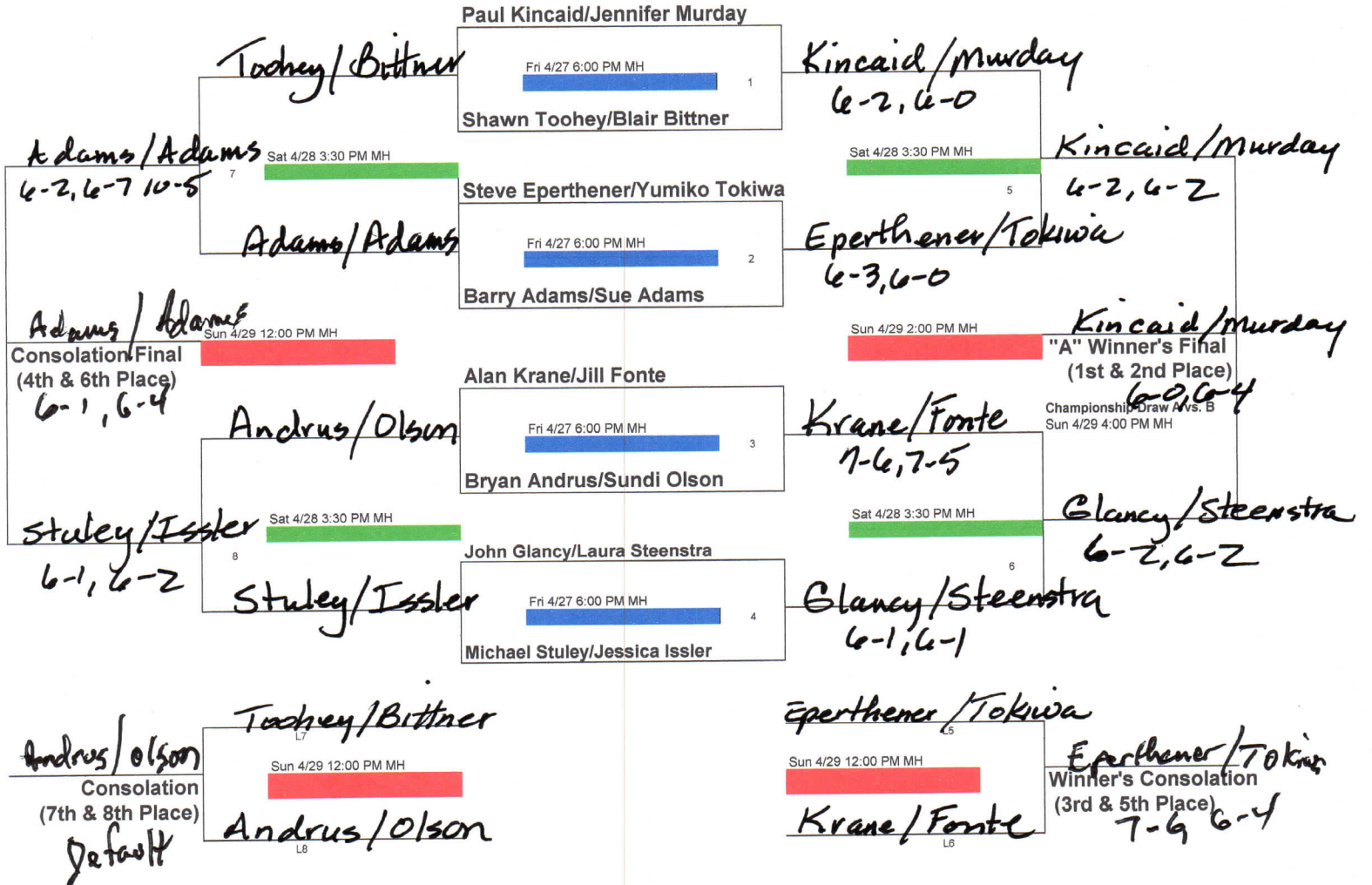
Division: 4.5 Mixed Doubles (Flight A)

Dates: 4/27 - 4/29, 2018

Hardcourt = 

Clay = 

Grass = 



Championship
 Hassim/Bass def. Kincaid/Murday
 6-3, 4-6, 10-4

Mission Hills "Grand Slam" Grand Prix


Division: 4.5 Mixed Doubles (Flight B)

Dates: 4/27 - 4/29, 2018

Hardcourt = █

Clay = █

Grass = █



Mission Hills "Grand Slam" Grand Prix

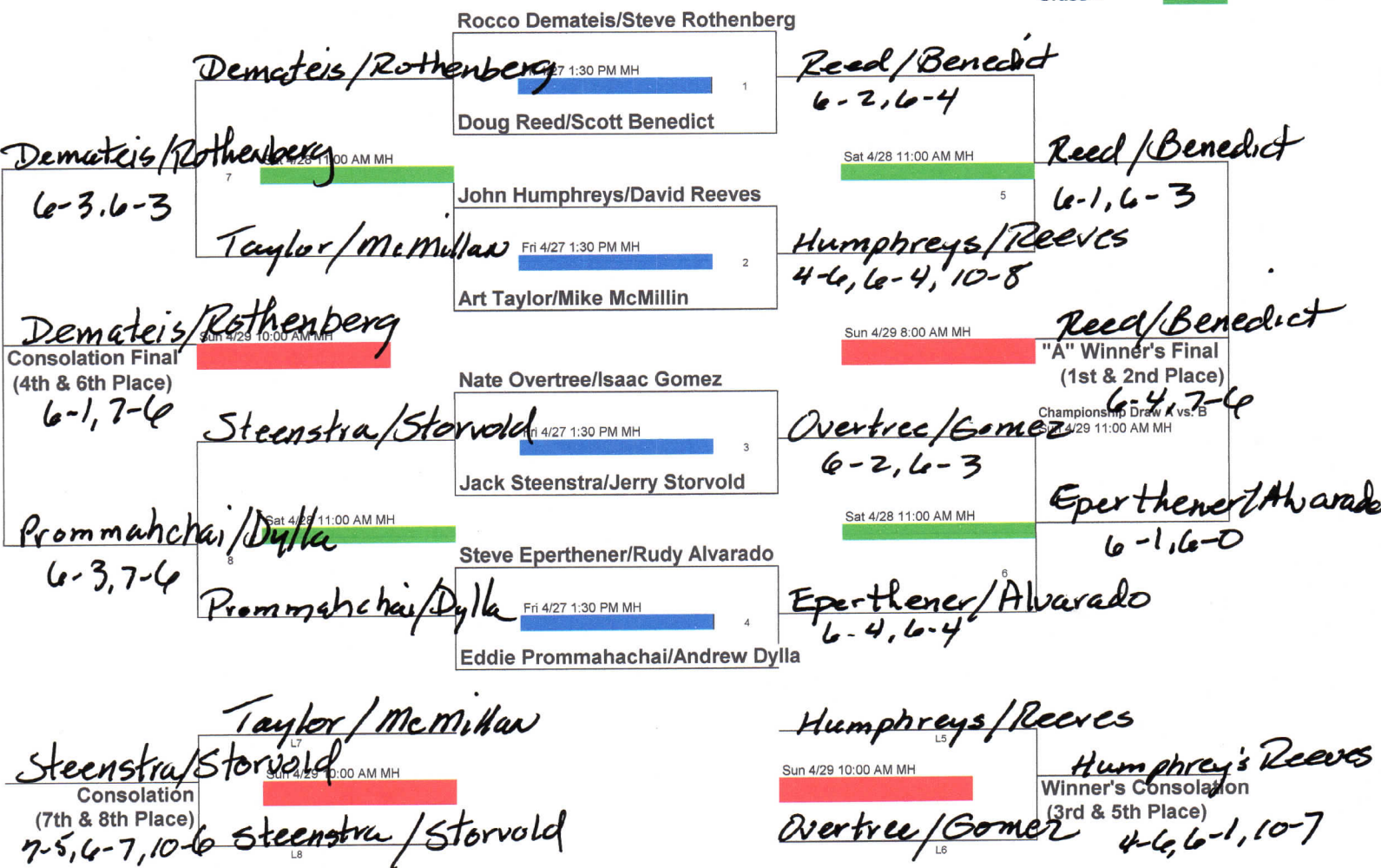
Division: 4.0 Mens Doubles (Flight A)

Dates: 4/27 - 4/29, 2018

Hardcourt =

Clay =

Grass =



Championship
 Reed & Benedict def Burchell/Burchell
 6-2, 6-7, 10-2



Mission Hills "Grand Slam" Grand Prix

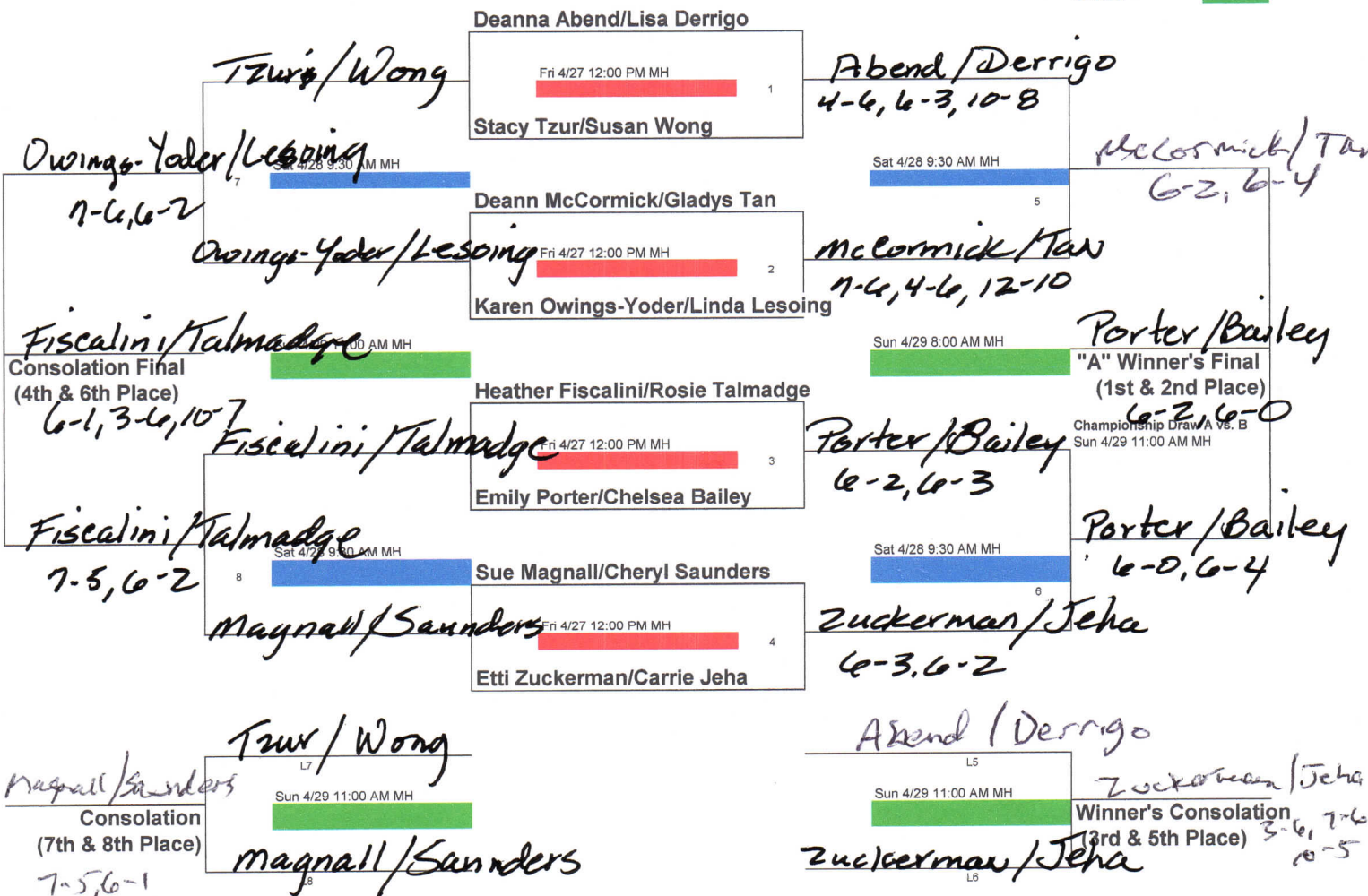
Division: 4.0 Women's Doubles (Flight A)

Dates: 4/27 - 4/29, 2018

Hardcourt = █

Clay = █

Grass = █



Championship
 Porter/Bailey def Grom/Galla
 4-6, 6-3, 10-7



Mission Hills "Grand Slam" Grand Prix

Division: 4.0 Women's Doubles (Flight B)

Dates: 4/27 - 4/29, 2018

Hardcourt = 

Clay = 

Grass = 

Yolanda Huapaya/Arison Hong

Huapaya/Hong

Fri 4/27 2:00 PM MH  5

Martha Church/Wendy Hawley

Church/Hawley

6-4, 6-2

Huapaya/Hong

Sat 4/28 9:30 AM MH  15

Jazmin Rubio/Kim Tang

Church/Hawley

6-3, 7-5

McConnell/Wolfe

Fri 4/27 2:00 PM MH  6

Janna McConnell/Sue Wolfe

Rubio/Tang

6-3, 6-1

Huapaya/Hong

Sun 4/29 11:00 AM MH  15

Consolation Final (4th & 6th Place)

Grom/Galla

"B" Winner's Final (1st & 2nd Place)

Fleming/Nuthals


Fri 4/27 2:00 PM MH  7

Laura Zack-Creagan/Cheryell Woodworth

Zack-Creagan/Woodworth

6-2, 6-3

Fleming/Nuthals


Sat 4/28 9:30 AM MH  15

Cathy Wilson/Julie Cahill

Brom/Galla

6-2, 6-0

Wilson/Cahill


Fri 4/27 2:00 PM MH  8

Barbi Grom/Karine Galla

Brom/Galla

6-3, 6-3

McConnell/Wolfe


Sun 4/29 11:00 AM MH  15

Consolation (7th & 8th Place)

Rubio/Tang

Winner's Consolation (3rd & 5th Place)

Wilson/Cahill

Sun 4/29 11:00 AM MH  16

6-4, 6-7, 10-4

Rubio/Tang

6-4, 4-6, 10-3

Huapaya/Hong
0-6, 6-2
10-7

Huapaya/Hong
7-6, 6-3

Fleming/Nuthals
3-6, 6-2, 10-4

McConnell/Wolfe
6-4, 6-7, 10-4

Championship Draw

Mission Hills "Grand Slam" Grand Prix

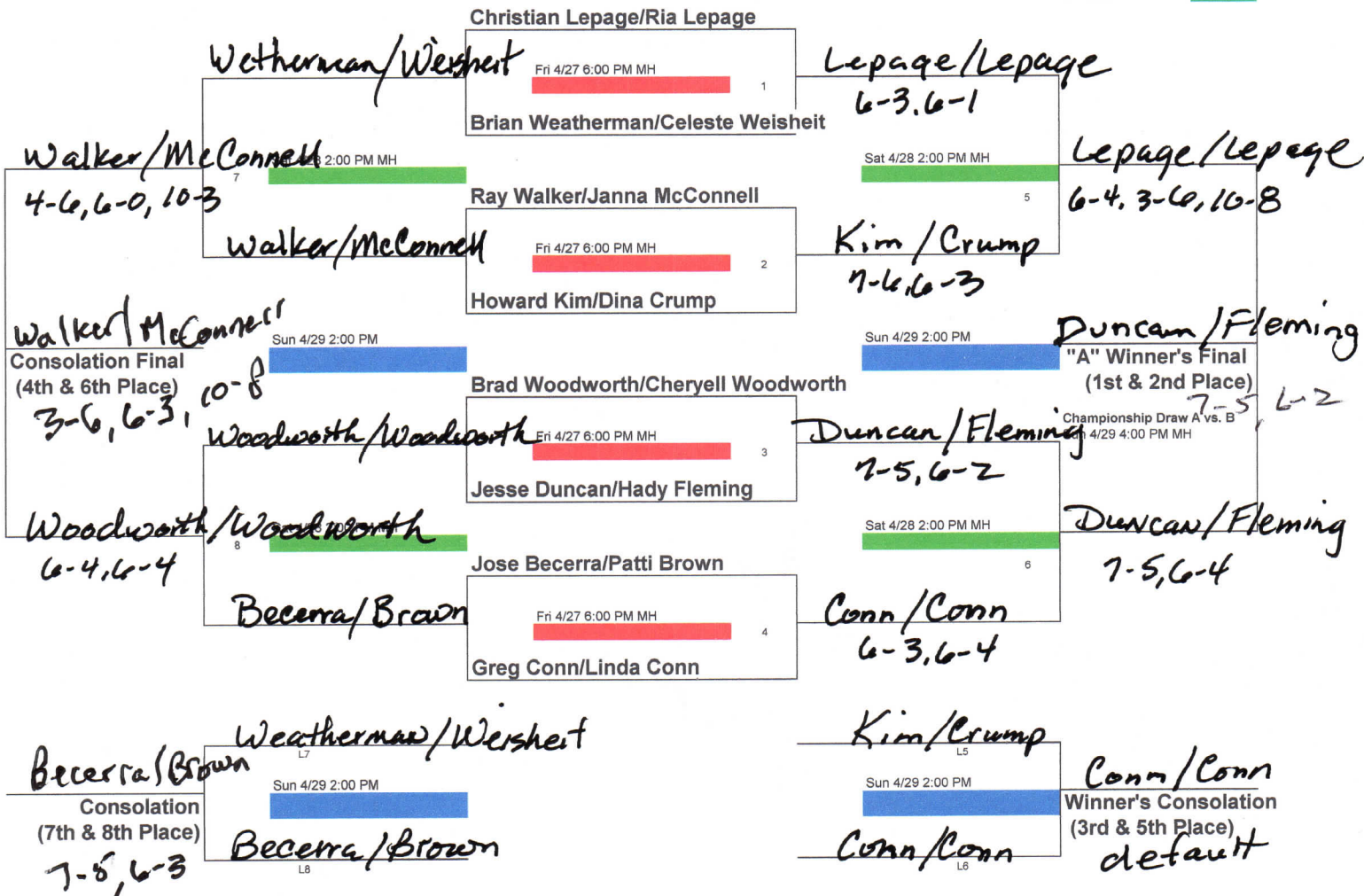
Division: 4.0 Mixed Doubles (Flight A)

Dates: 4/27 - 4/29, 2018

Hardcourt = 

Clay = 

Grass = 




Championship
 Duncan/Fleming Def Tenbrink/Garrard
 7-6, 5-7, 10-8

Mission Hills "Grand Slam" Grand Prix


Division: 4.0 Mixed Doubles (Flight B)

Dates: 4/27 - 4/29, 2018

Hardcourt = 

Clay = 

Grass = 



Mission Hills "Grand Slam" Grand Prix

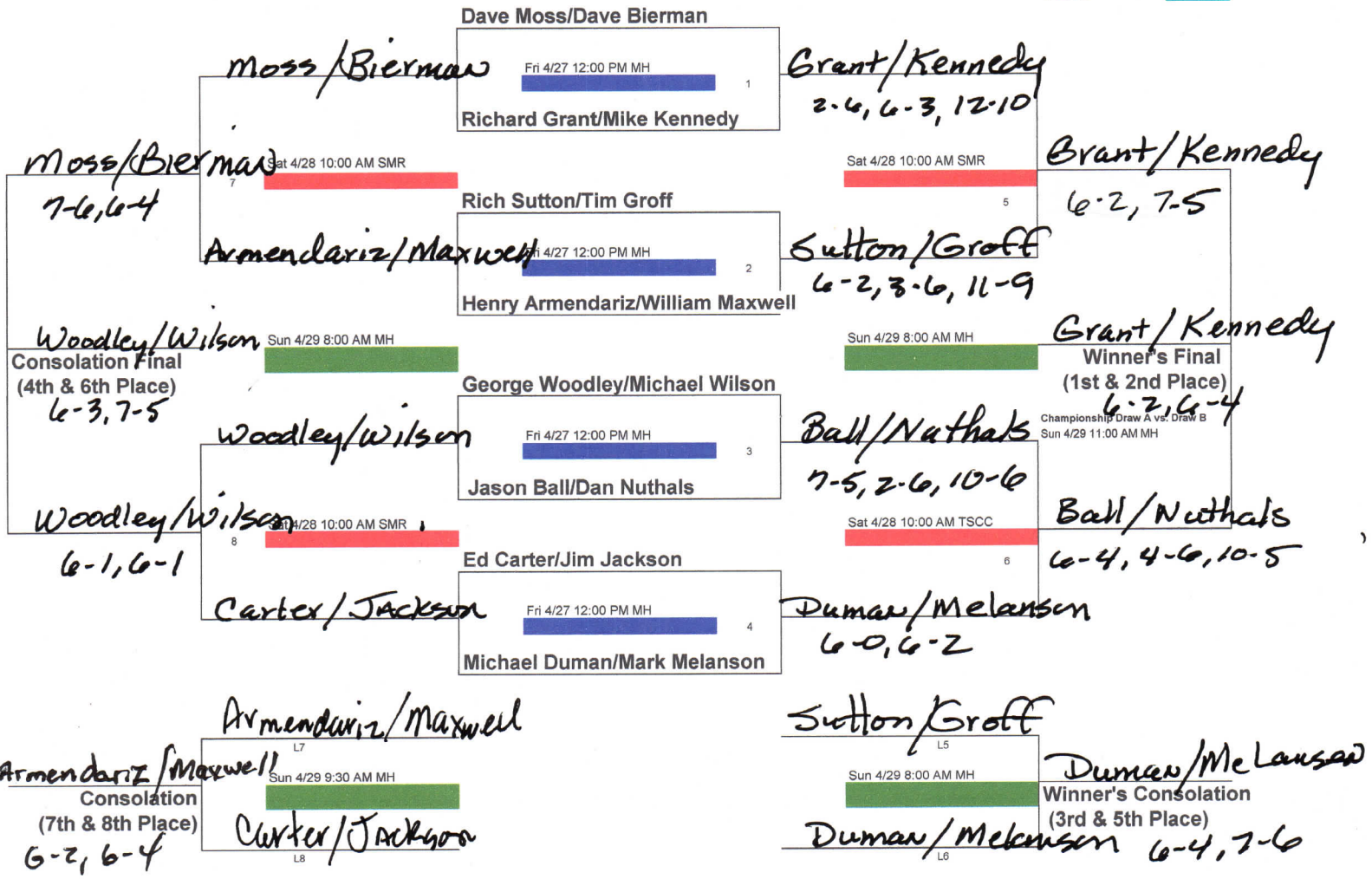
Division: 3.5 Men's Doubles (Flight A)

Dates: 4/27 - 4/29, 2018

Hardcourt = █

Clay = █

Grass = █



Championship
 Noble/Strab def. Grant/Kennedy
 5-7, 6-3, 11-9

Mission Hills "Grand Slam" Grand Prix

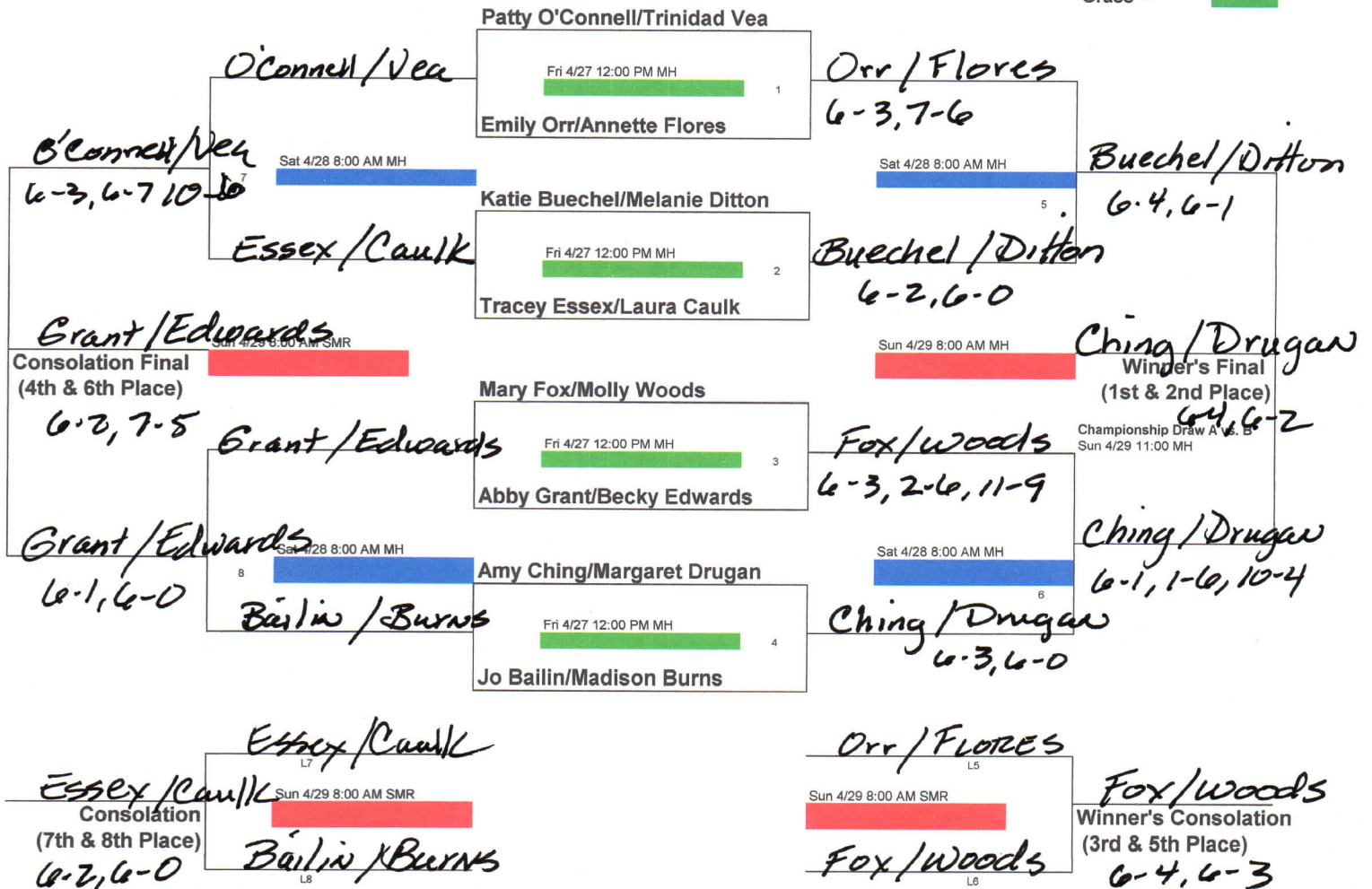
Division: 3.5 Women's Doubles (Flight A)

Dates: 4/27 - 4/29, 2018

Hardcourt = 

Clay = 

Grass = 



Mission Hills "Grand Slam" Grand Prix

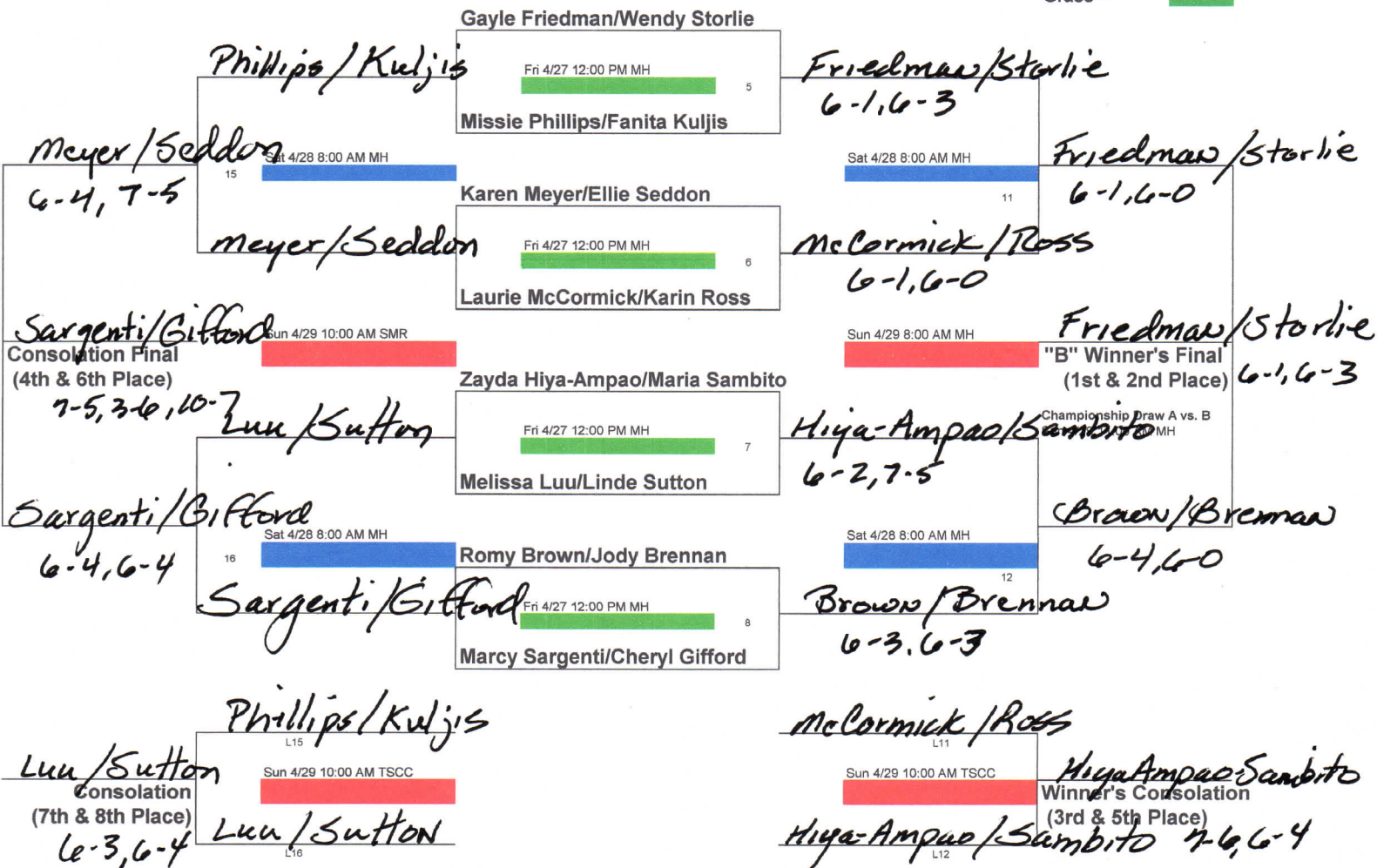
Division: 3.5 Women's Doubles (Flight B)

Dates: 4/27 - 4/29, 2018

Hardcourt = 

Clay = 

Grass = 



Mission Hills "Grand Slam" Grand Prix

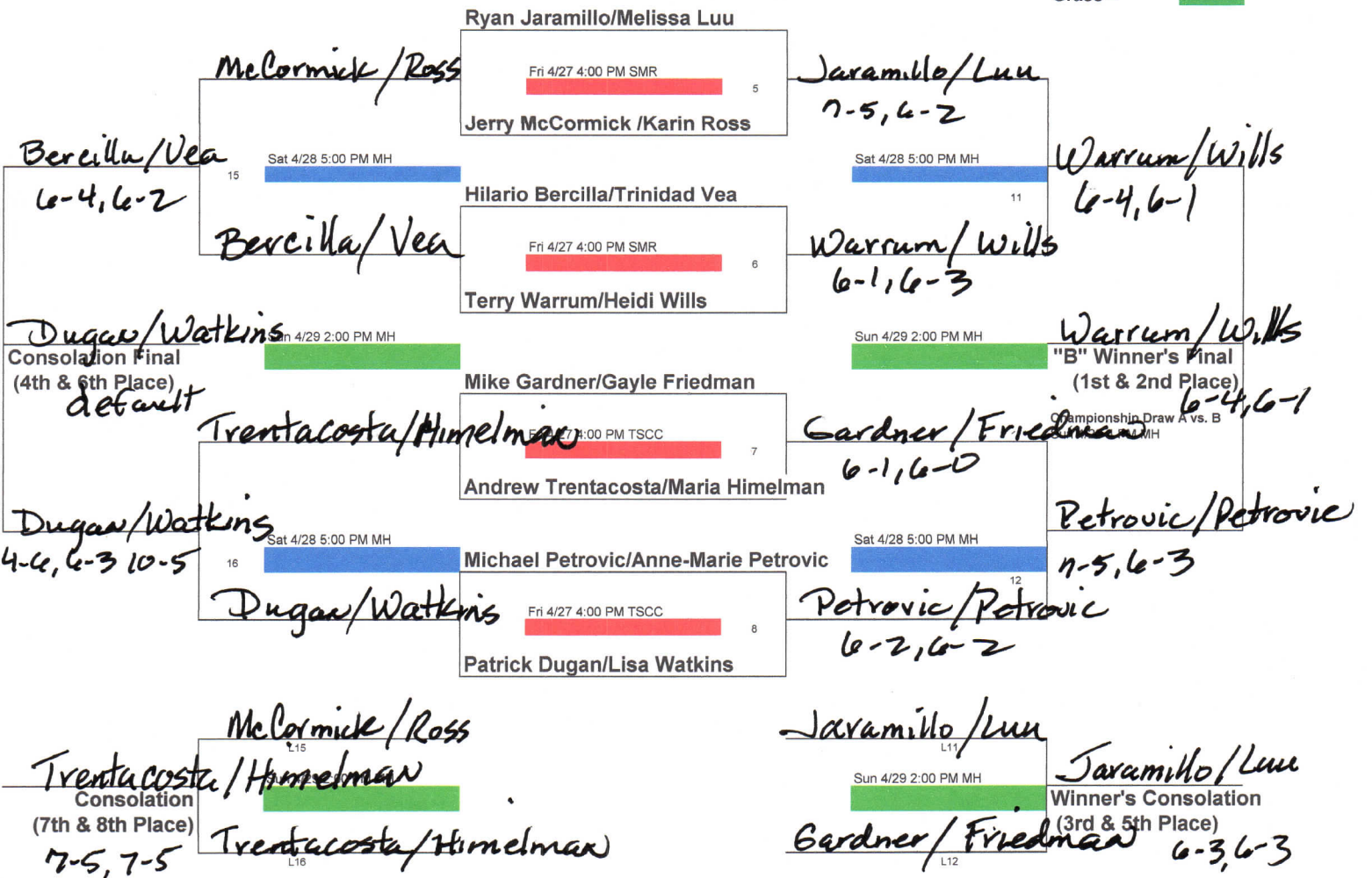
Division: 3.5 Mixed Doubles (Flight B)

Dates: 4/27 - 4/29, 2018

Hardcourt = █

Clay = █

Grass = █



Coachella Valley Grand Prix Tennis

Four Team Round Robin

Division:

CVGP at Mission Hills 3.0 Women's Doubles '18

ROUND ROBIN FORMAT (for each round): Play best 2 of 3 sets, Super Tie-break in lieu of 3rd Set

Winner determined as follows:

- 1) total matches won
- 2) head-to-head
- 3) percentage of games won (# of games won divided by # games lost)

FOR 4 TEAMS

ROUND	COURT # (check in)	Date/Time	
1	1 vs 2	Fri 4/27 2:00 PM SMR	Clay
1	3 vs 4	Fri 4/27 4:00 PM SMR	Clay
2	1 vs 3	Sat 4/28 8:00 AM MH	Grass
2	2 vs 4	Sat 4/28 8:00 AM MH	Grass
3	1 vs 4	Sun 4/29 9:30 AM MH	Hardcourt
3	2 vs 3	Sun 4/29 9:30 AM MH	Hardcourt

Results Tally: (Tournament Desk Only)

Indicate match score (i.e. 6-4, 7-5) in the square by each teams name for EACH round played. At the end of ALL rounds, indicate under Total Matches Won the total number of matches each team won (i.e. 1 or 2). Indicate totals number of games each team won for all rounds combined (i.e. 25). Indicate total games each team lost for all rounds combined (i.e. 5) if necessary, calculate the final column (%). Shaded block denotes a "bye." Players to report scores at the end of each round played.

#	TEAM	Round 1	Round 2	Round 3	Total Matches Won	Games Won	Games Lost	%
1	Kreuzberger/Zelenko	w Default 6-0 6-0	w 6-3 6-3	L 3-6 6-3 10-8	2	34	15	69%
2	Ambrose/Moss Nickerson/Moy	L 0-6 0-6	L 5-6 0-6	0-6 0-6	0			
3	Abbott/Gundry	w 5-7 4-3 10-6	L 3-6 3-6	w 6-0 6-0	2	30	14	68%
4	Thronson/Black	L 7-5 3-6 4-10	w 6-0 6-0	w 6-3 3-6 10-8	2	32	18	64%

1st place

2nd place