

Desk Copy  
Do Not Remove

# Coachella Valley Grand Prix Tennis

## Four Team Round Robin

Division:

5.0 Men's Doubles

Winner determined as follows:

- ROUND ROBIN FORMAT (for each round):** Play best 2 of 3 sets, regular scoring
- 1) total matches won
  - 2) head-to-head
  - 3) percentage of games won (# of games won divided by # games lost)

**FOR 4 TEAMS**

ROUND	COURT # (check in)	Date/Time
1	1 vs 2	02/20 9:30 AM SMR
1	3 vs 4	02/20 9:30 AM SMR
2	1 vs 3	02/21 9:30 AM SMR
2	2 vs 4	02/21 9:30 AM SMR
3	1 vs 4	02/21/16 12:30 PM SMR
3	2 vs 3	02/21/16 12:30 PM SMR

**Results Tally:**

(Tournament Desk Only)

Indicate match score (i.e. 6-4, 7-5) in the square by each teams name for EACH round played. At the end of ALL rounds, indicate under Total Matches Won the total number of matches each team won (i.e. 1 or 2). Indicate totals number of games each team won for all rounds combined (i.e. 25). Indicate total games each team lost for all rounds combined (i.e. 5) If necessary, calculate the final column (%). Shaded block denotes a "bye." Players to report scores at the end of each round played.

#	TEAM	Round 1	Round 2	Round 3	Total Matches Won	Games Won	Games Lost	%
1	Kuo/Torres	W 6-4, 4-6 10-3	L 0-6 2-6	W 6-2 7-6		2 RD		
2	Lansangan/Hought	L 4-6, 6-4 3-10	L 6-3 4-6, 10	L 2-6 5-7				
3	Evans/Hiddleston	W 6-2 6-1	W 6-0 6-2	W 6-2 7-5		1ST		
4	Kempton/Kempton	L 2-6 1-6	W 3-6 6-8	L 2-6 6-7				

# Coachella Valley Grand Prix Tennis

## Four Team Round Robin

**Division:**

4.5 Men's Doubles

Winner determined as follows:

- ROUND ROBIN FORMAT (for each round): Play best 2 of 3 sets, regular scoring**
- 1) total matches won
  - 2) head-to-head
  - 3) percentage of games won (# of games won divided by # games lost)

FOR 4 TEAMS

ROUND	COURT # (check in)	Date/Time
1	1 vs 2	02/20 9:30 AM SMR
1	3 vs 4	02/20 9:30 AM SMR
2	1 vs 3	02/20 12:30 AM SMR
2	2 vs 4	02/20 12:30 AM SMR
3	1 vs 4	02/21/16 9:30 AM SMR
3	2 vs 3	02/21/16 9:30 AM SMR

**Results Tally:**

(Tournament Desk Only)

Indicate match score (i.e. 6-4, 7-5) in the square by each teams name for EACH round played. At the end of ALL rounds, indicate under Total Matches Won the total number of matches each team won (i.e. 1 or 2). Indicate totals number of games each team won for all rounds combined (i.e. 25). Indicate total games each team lost for all rounds combined (i.e. 5) If necessary, calculate the final column (%). Shaded block denotes a "bye." Players to report scores at the end of each round played.

#	TEAM	Round 1	Round 2	Round 3	Total Matches Won	Games Won	Games Lost	%
1	Bailin/Smith	W 6-4 6-3	W 6-7 6-2 10-3	W 7-5 BYE	3	15		
2	Reed/Benedict	L 4-6 3-6	L 6-4 6-7 9-11	W 4-5 4-4	1			
3	Partida/Boucher	L 1-6 7-6 2-10	L 7-6 8-4 3-10	L 5-7 4-6	0			
4	Mauritson/Cooperman	W 6-1 6-7 10-2	W 4-6 7-6 11-9	L 5-7 4-6	2	20		

# Coachella Valley Grand Prix Tennis

## Three Team Round Robin

Event: Shadow Mountain Resort #1, '16

Division: 60 Men's Doubles

ROUND ROBIN FORMAT (for each round): Play best 2 of 3 sets, regular scoring

Winner determined as follows:

- 1) total matches won
- 2) head-to-head
- 3) percentage of games won  
(# of games won divided by # games lost)

FOR 3 TEAMS

ROUND	COURT # (check in)	Date/Time
1	1 vs 2	02/20 9:30 AM SMR
2	1 vs 3	02/20 2:00 PM SMR
3	2 vs 3	02/21 9:30 AM SMR

Results Tally:

(Tournament Desk Only)

Indicate match score (i.e. 6-4, 7-5) in the square by each teams name for EACH round played. At the end of ALL rounds, indicate under Total Matches Won the total number of matches each team won (i.e. 1 or 2). Indicate total number of games each team won for all rounds combined (i.e. 25). Indicate total games each team lost for all rounds combined (i.e. 5). If necessary, calculate the final column (%). Shaded block denotes a "bye." Players to report scores at the end of each round played.

#	TEAM	Round 1	Round 2	Round 3	Total Matches Won	Games Won	Games Lost	%
1	Lindsay/Vergara	W 4-6 7-6 10-6	L 4-6 3-6		1	2nd		
2	Rosenberg/Dunnett	L 6-4 6-7 6-10		L 3-6 4-6	0			
3	Espinola/Rosten		W 6-4 6-3	W 6-3 6-4	2	1st		

Yukawa + Stanley - 60's at mission  
 Lindsay + Vergara - 60's at mission

Keep on wait list  
 4.0 wait list

Bob Stand



# Coachella Valley Grand Prix Tennis

## Four Team Round Robin

Division:

### 9.5 Combo Mixed Doubles

Winner determined as follows:

- ROUND ROBIN FORMAT** (for each round): Play best 2 of 3 sets, regular scoring
- 1) total matches won
  - 2) head-to-head
  - 3) percentage of games won (# of games won divided by # games lost)

#### FOR 4 TEAMS

ROUND	COURT # (check in)	Date/Time
1	1 vs 2	02/20 2:00 PM SMR
1	3 vs 4	02/20 3:30 PM SMR
2	1 vs 3	02/21 11:00 AM SMR
2	2 vs 4	02/21 11:00 AM SMR
3	1 vs 4	02/21/16 2:00 PM SMR
3	2 vs 3	02/21/16 2:00 PM SMR

Results Tally:

(Tournament Desk Only)

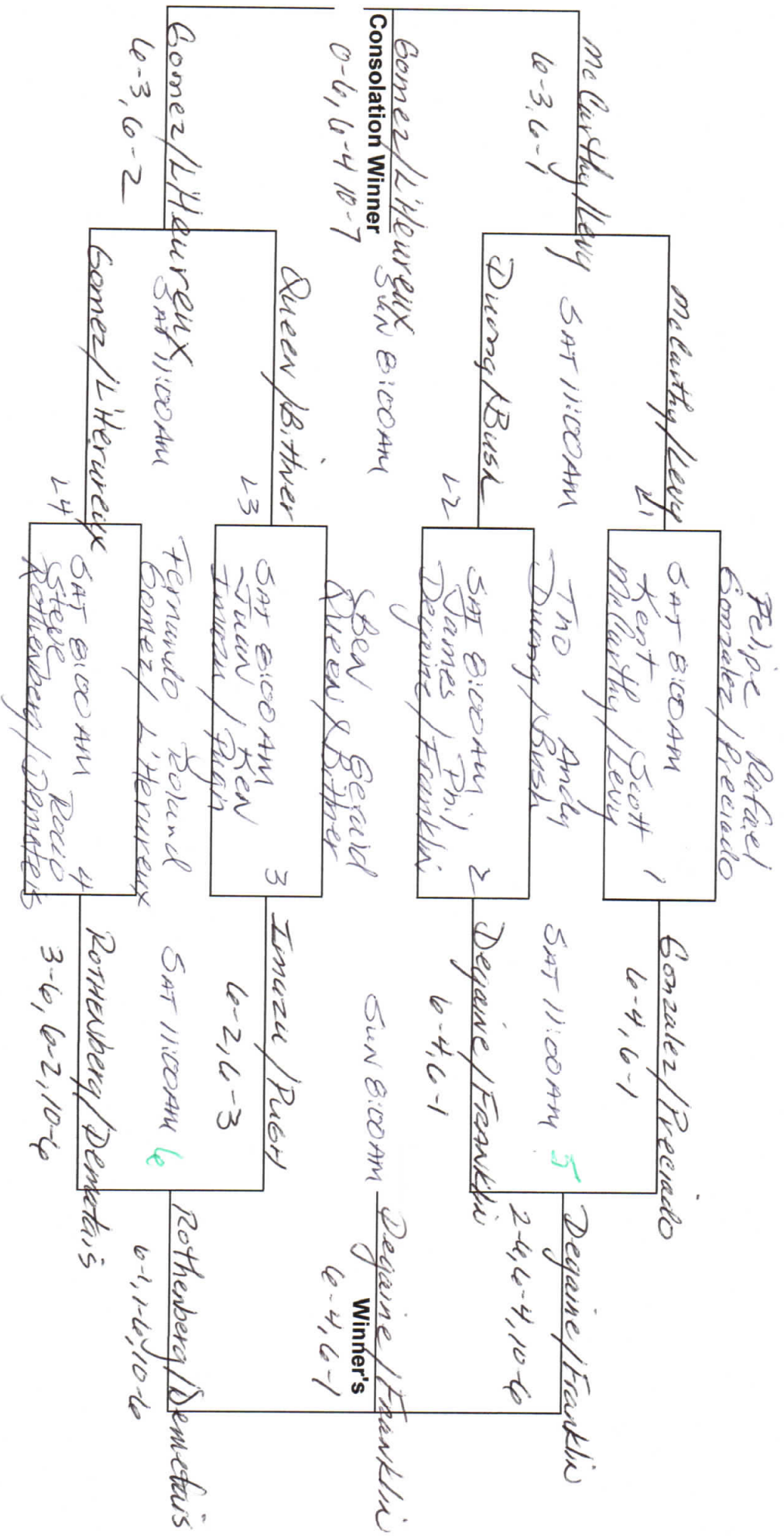
Indicate match score (i.e. 6-4, 7-5) in the square by each teams name for EACH round played. At the end of ALL rounds, indicate under Total Matches Won the total number of matches each team won (i.e. 1 or 2). Indicate totals number of games each team won for all rounds combined (i.e. 25). Indicate total games each team lost for all rounds combined (i.e. 5) If necessary, calculate the final column (%). Shaded block denotes a "bye." Players to report scores at the end of each round played.

#	TEAM	Round 1	Round 2	Round 3	Total Matches Won	Games Won	Games Lost	%
1	Cirak/Crump	W 6-4 7-5	L 1-6 1-6	W 6-0 forfeit 6-0	2	2 AB		
2	Macke/Tenney	L 4-6 5-7	W 6-0 6-0	L 3-6 1-6				
3	Rojas/Cole	W 6-0 2-1 ret.	W 6-1 6-1	W 6-3 6-1	3	15T		
4	Queen/Bittner	L 0-6 1-2	L 0-6 0-6	L 0-6 forfeit 0-6	0			

# CVGP Tournament Draw for : Shadow Mountain Resort #1 '16

Division: 4.0 Men's Doubles

Dates: 2/20 -21, 2016



V

✓

# Coachella Valley Grand Prix Tennis Three Team Round Robin

Event: Shadow Mountain Resort #1, '16

Division: 4.0 Women's

ROUND ROBIN FORMAT (for each round): Play best 2 of 3 sets, regular scoring

Winner determined as follows:

- 1) total matches won
- 2) head-to-head
- 3) percentage of games won  
(# of games won divided by # games lost)

FOR 3 TEAMS

ROUND	COURT # (check in)	Date/Time
1	1 vs 2	02/20 <sup>1:30 PM</sup> <del>9:30 AM</del> SMR
2	1 vs 3	02/21 8:00 AM SMR
3	2 vs 3	02/21 <sup>8:00</sup> <del>11:00 AM</del> SMR

*Playing Friday by mutual agreement  
Playing Sunday by mutual agreement  
at 8:00 AM*

Results Tally:

(Tournament Desk Only)

Indicate match score (i.e. 6-4, 7-5) in the square by each teams name for EACH round played. At the end of ALL rounds, indicate under Total Matches Won the total number of matches each team won (i.e. 1 or 2). Indicate total number of games each team won for all rounds combined (i.e. 25). Indicate total games each team lost for all rounds combined (i.e. 5). If necessary, calculate the final column (%). Shaded block denotes a "bye." Players to report scores at the end of each round played.

#	TEAM	Round 1	Round 2	Round 3	Total Matches Won	Games Won	Games Lost	%
1	Fleming/Schlappi	L 6-2 2-6 2-10	W 6-2 6-2		1	2		
2	Marrotte/De Crinis	W 2-6 6-2 10-2		W 6-1 2-6 10-7	2	12		
3	Traeger/Smith		L 2-6 2-6	L 1-6 6-2 10-7	0			



# Coachella Valley Grand Prix Tennis

## Four Team Round Robin

**Division:**

4.0 Mixed Doubles

77

Winner determined as follows:

- ROUND ROBIN FORMAT (for each round):** Play best 2 of 3 sets, regular scoring
- 1) total matches won
  - 2) head-to-head
  - 3) percentage of games won (# of games won divided by # games lost)

FOR 4 TEAMS

ROUND	COURT # (check in)	Date/Time
1	1 vs 2	02/20 2:00 PM SMR
1	3 vs 4	02/20 4:00 PM SMR
2	1 vs 3	02/21 11:00 AM SMR
2	2 vs 4	02/21 11:00 AM SMR
3	1 vs 4	02/21/16 2:00 PM SMR
3	2 vs 3	02/21/16 2:00 PM SMR

3:30

**Results Tally:**

(Tournament Desk Only)

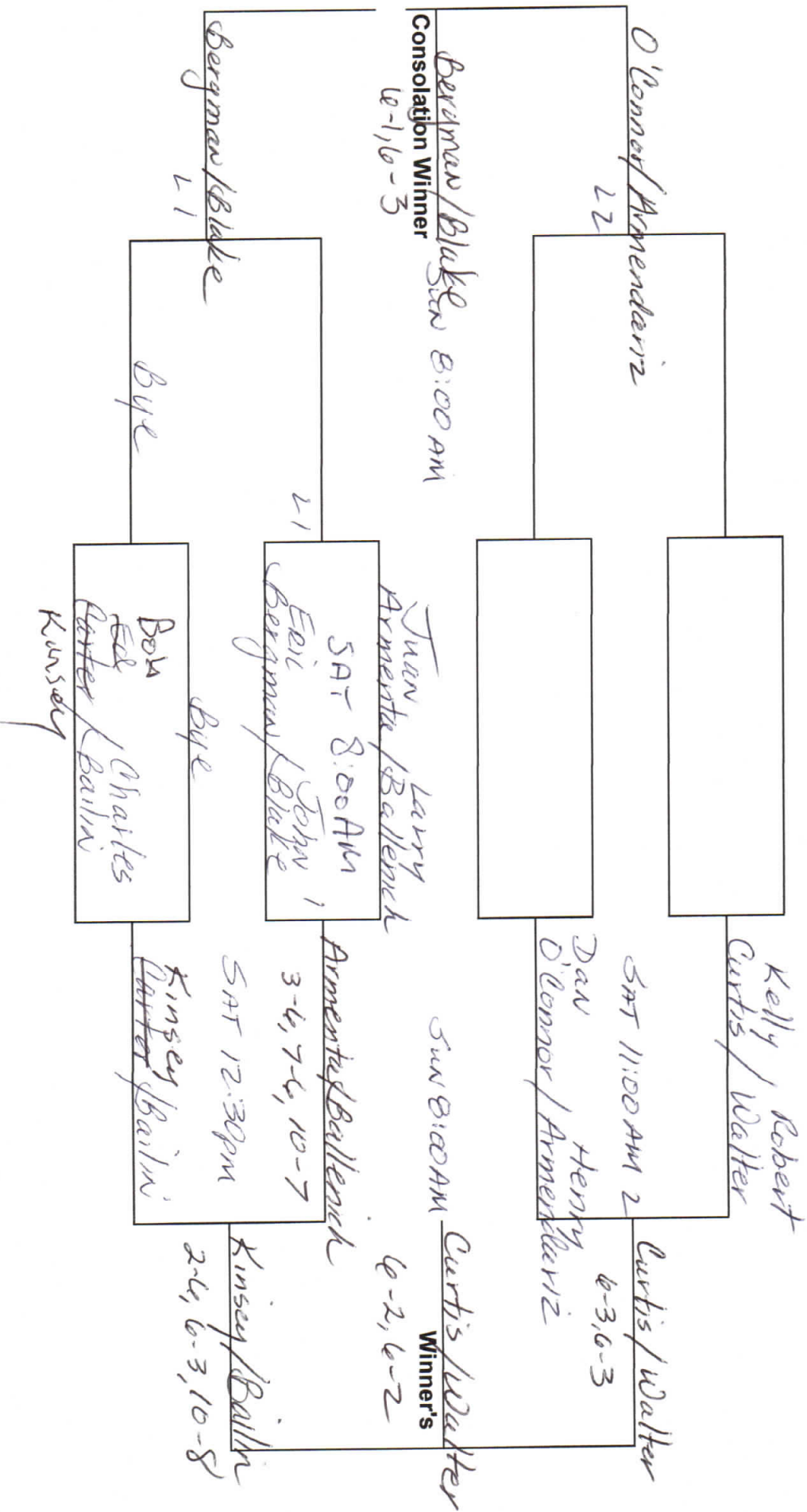
Indicate match score (i.e. 6-4, 7-5) in the square by each teams name for EACH round played. At the end of ALL rounds, indicate under Total Matches Won the total number of matches each team won (i.e. 1 or 2). Indicate totals number of games each team won for all rounds combined (i.e. 25). Indicate total games each team lost for all rounds combined (i.e. 5) if necessary, calculate the final column (%). Shaded block denotes a "bye." Players to report scores at the end of each round played.

#	TEAM	Round 1	Round 2	Round 3	Total Matches Won	Games Won	Games Lost	%
1	Lavoie/Vea	W 6-0 L 3-4	L 4-4	L 0-0 6-3 5-11				
2	Piscitelli/Piscitelli	W 6-0 L 6-3	L 3-3 L 3-4	L 4-4 1-6				
3	Gilroy/Fleming	L 6-7 W 3-4	W 6-4 L 6-4	W 6-4 L 6-1		2	ND	
4	Poirier/Poirier	W 7-0 L 6-3	W 6-3 L 6-3	W 4-0 W 3-4 L 10-5		1	3	

# CVGP Tournament Draw for : Shadow Mountain Resort #1 '16

Division: 3.5 Men's Doubles

Dates: 2/20 -21, 2016

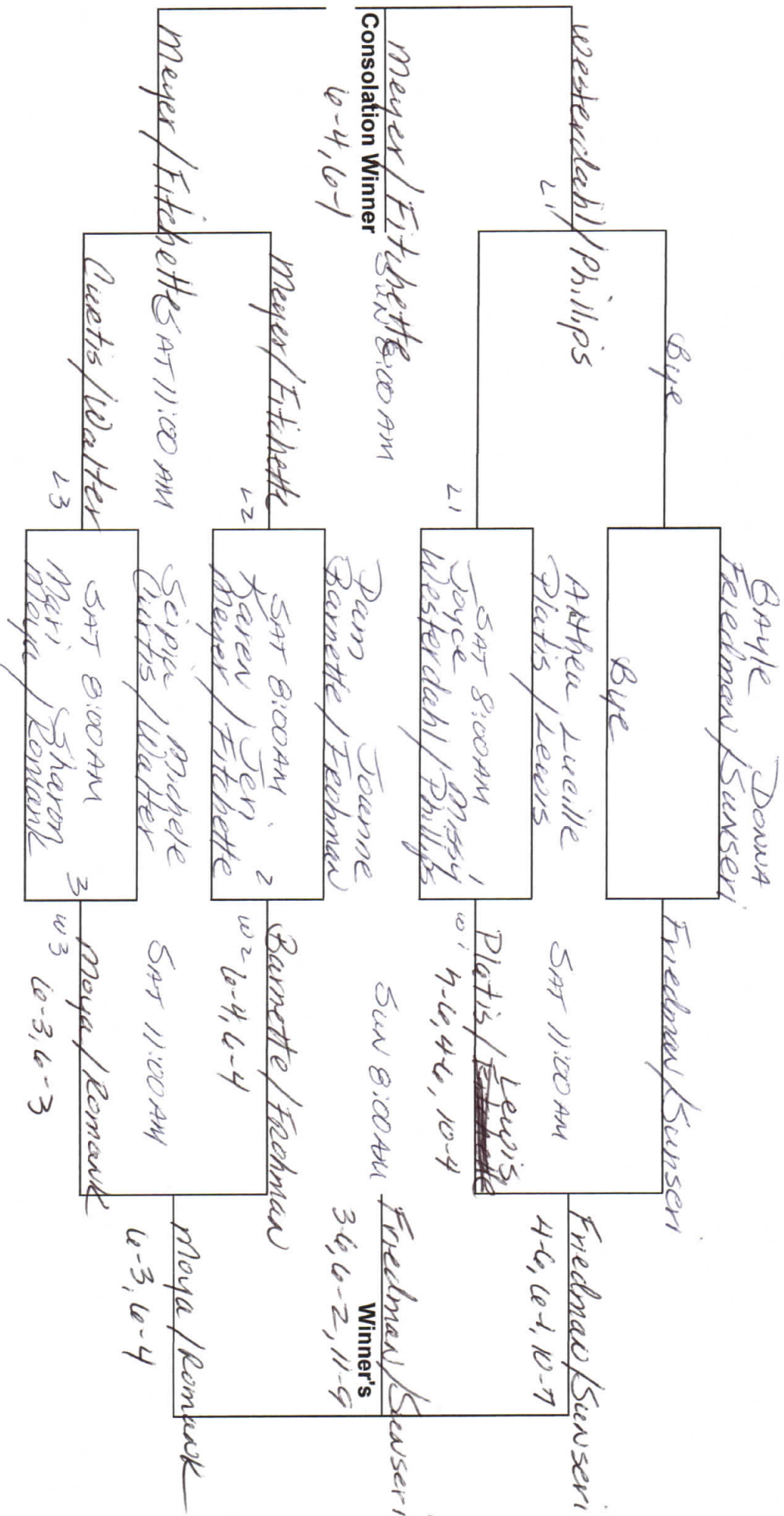




# CVGP Tournament Draw for : Shadow Mountain Resort #1 '16

Division: 3.5 Women's Doubles

Dates: 2/20 -21, 2016



# Coachella Valley Grand Prix Tennis

## Four Team Round Robin

Division:

### 3.5 Mixed Doubles

Winner determined as follows:

- ROUND ROBIN FORMAT** (for each round): Play best 2 of 3 sets, regular scoring
- 1) total matches won
  - 2) head-to-head
  - 3) percentage of games won (# of games won divided by # games lost)

#### FOR 4 TEAMS

ROUND	COURT # (check in)	Date/Time
1	1 vs 2	02/20 3:30 PM SMR
1	3 vs 4	02/20 3:30 PM SMR
2	1 vs 3	02/21 11:00 AM SMR
2	2 vs 4	02/21 11:00 AM SMR
3	1 vs 4	02/21/16 2:00 PM SMR
3	2 vs 3	02/21/16 2:00 PM SMR

**Results Tally:** (Tournament Desk Only)

Indicate match score (i.e. 6-4, 7-5) in the square by each teams name for EACH round played. At the end of ALL rounds, indicate under Total Matches Won the total number of matches each team won (i.e. 1 or 2). Indicate totals number of games each team won for all rounds combined (i.e. 25). Indicate total games each team lost for all rounds combined (i.e. 5) if necessary, calculate the final column (%). Shaded block denotes a "bye." Players to report scores at the end of each round played.

#	TEAM	Round 1	Round 2	Round 3	Total Matches Won	Games Won	Games Lost	%
1	Bittner/Bittner	W 6-0 6-0	W 6-3 6-1	W 6-3 4-4 10-3		15		
2	Newcomb/Newcomb	L 0-6 1-6	L 2-6 0-6	W 6-0 6-0 default				
3	O'Connor/Friedman	W 3-6 4-3 10-7	L 3-6 1-6	L 6-6 0-6 default		2		
4	Allard/Allard	L 4-3 3-4 7-10	W 6-2 4-0	L 3-4 4-4 3-10				